

# Nite Guard Installation Instructions

Please read the following to ensure proper charging and installation of your light.

## NOTHING LIKE IT!

Congratulations! You have purchased a one of a kind predator control device that will forever change the way you deal with night predators. Nite Guard is a solar powered (no batteries needed ever) flashing red light that, when positioned correctly, will repel night animals that could harm your livestock or your gardens. Scientific studies done in Europe have proven that all night animals share the same deeply rooted fear of being watched and therefore threatened. Remember being told to never look a cornered animal in the eyes as it represents a challenge? The specially engineered red flash of Nite Guard implies the eye of another organism and presents that very threat. These studies have also shown the color red to be a universal alarm color for all animals and humans. Stop signs are red in color for that reason.

## PROPER CHARGING

Upon receipt of your Nite Guard you must properly charge your light by simply placing it outside in an area where it will receive a minimum of 4 hours of sunlight. Within 3-4 days the light will be fully charged and will operate properly. If the light is placed in an area where it may not receive enough sunlight to maintain its charge you may see the operation of the light become weak or even stop. In this situation, simply place light in direct sunlight for a 3-4 day period and it will fully charge up again. This product is designed for outside use.

Light activated Nite Guard turns on automatically at dusk and turns off at full daylight, so in addition to the dark of night, the light also provides protection at two critical times of the day – dusk and dawn. This is important because, hawks in particular, are active during these times and are repelled by the flash – resulting in them often times leaving that area permanently.

## YOU ARE IN CHARGE

Night animals must see the flash to be repelled, therefore the correct positioning of the light is vital. You will be the best judge of the final positioning of your Nite Guard because each area is different in terms of terrain, buildings, high grass, brush and trees. Remember, in order to be totally effective, all four sides of the area where you have livestock or crops should be protected by the flash of Nite Guard. Predator type animals are very determined to get at your poultry, animals or crops and will circle the entire area searching for a safe entry. Position the lights at approximately eye level with the predator to be stopped and make every effort to mount the lights in an open area to keep them fully charged. In an open area the flash can be seen from up to a half mile away and because predators will not come close to investigate this dangerous “eye” they will begin to shrink back from it the instant they are aware of it.

Stopping night predators can be a complicated task – so be creative with your positioning using the suggested mounting instructions as a guideline! Also be patient and have enough Nite Guards to do the job required. This will be the best investment you will have ever made to protect your livestock and property. Our predator control experts are available to help with your placement at 1-800-328-6647.

## SLEEP TIGHT AT NIGHT

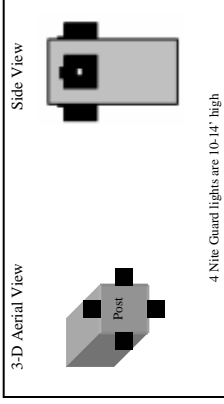
Maintenance free Nite Guard is completely weather proof and has been tested to withstand rain, snow and ice. It was subject to the full fury of Hurricane Katrina and did not miss a beat. It will also operate fully in below zero temperatures. Nite Guard is constructed very well and will withstand rough handling and accidental dropping of the unit. A void excessive jarring or pounding when installing the light and it will provide years of protection. Storage of the light during “off season” when it does not need to be used will extend the life of the light. Simply place light indoors where daylight will not hit the solar bar. Flashing will continue until battery runs out. When you want to use the light again, just follow the same instructions as you would to charge a brand new light.

# Mounting Instructions

The positioning and number of lights needed is determined by which predator you need to repel.

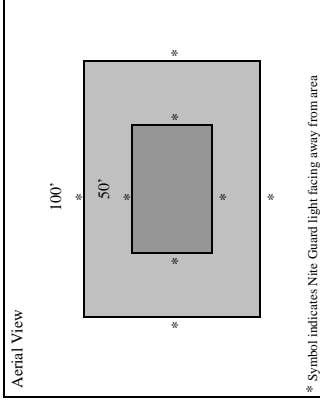
## OWLS & HAWKS

Four lights mounted at least 10-14 feet in the air on a single post are required. Each light should face a different direction; North, South, East and West. Hawks and owls often attack from low tree limbs so 10-14 feet will put the lights at eye level. If located on a hill adjust Nite Guards lower. If in a valley adjust lights higher. This is critical as the raptors may come in from above or below the lights in these areas.



## SMALL GROUND PREDATORS

For predators like raccoons, opossum and skunk put lights approx. 50 feet apart around your entire perimeter (all four sides of the area) and place them eye level to the predators approx. 10-12 inches off the ground. If the area has sides longer than 50 feet, more lights should be used on each side.

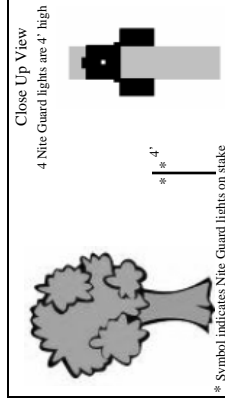


## LARGE GROUND PREDATORS

For predators like fox, coyote, bobcat, wild boar, mt. lion and bear put lights approx. 100 feet apart around your entire perimeter (all four sides of the area) and place them eye level to the predators which is approx. 20-25 inches off the ground. If the area has sides longer than 100 feet, more lights should be used on each side.

## DEER

Four Nite Guard lights placed on a single stake 4 feet high, each light facing a different direction. Move the Nite Guard lights and stake every 3 days is absolutely critical as it breaks the pattern that deer may get used to.



# Guarantee & Warranty

When used properly, Nite Guard will last 2-3 years, even longer if stored inside when not in use.

## MONEY BACK GUARANTEE

If you are not completely satisfied with the Nite Guard we encourage you to call our predator control experts and get help with your specific placement. We may be able to make suggestions that will enhance the success of the lights. If you have already done this with no success or simply want to return the product, you can do so up to 60 days after your purchase. Please call 1-800-328-6647 for instructions on how to return your lights for a full refund. You can also visit [niteguard.com](http://niteguard.com) and click on the Guarantee/Warranty page.

## LIMITED WARRANTY

This product comes with a limited warranty. If the light is not flashing properly or not working at all, after you have attempted to properly charge the unit with sunlight according to the installation instructions, you can return the defective light up to one year after purchase. For instructions on how to return your defective light for a replacement please call 1-800-328-6647 or visit [niteguard.com](http://niteguard.com) and click on the Guarantee/Warranty page.